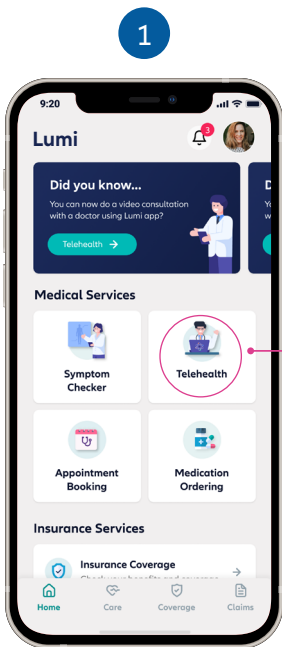
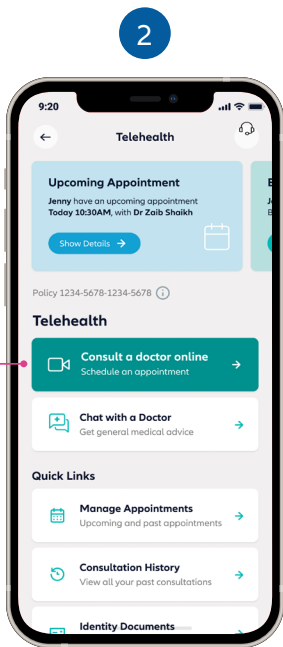


TELEHEALTH

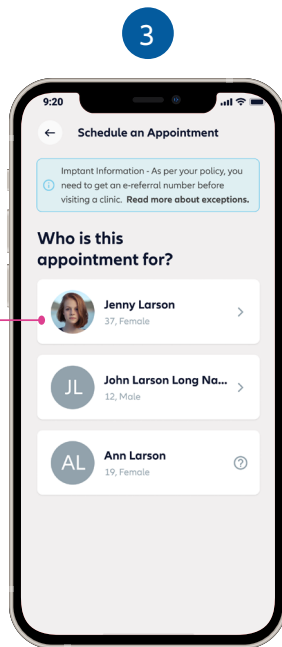
HOW TO SCHEDULE AN APPOINTMENT



Click the 'Telehealth' button on the homescreen.

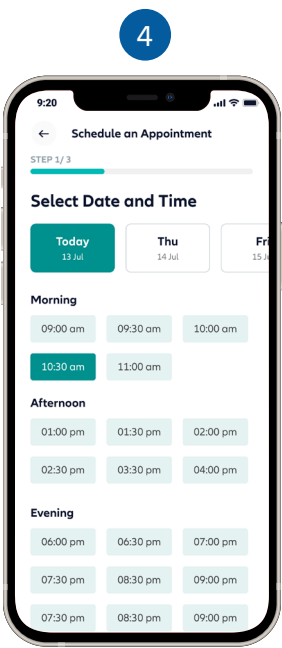


Click on 'Consult a doctor online' to schedule an appointment.

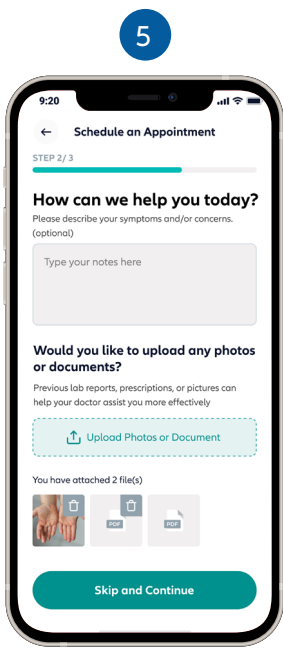


Select the member's name from the list.

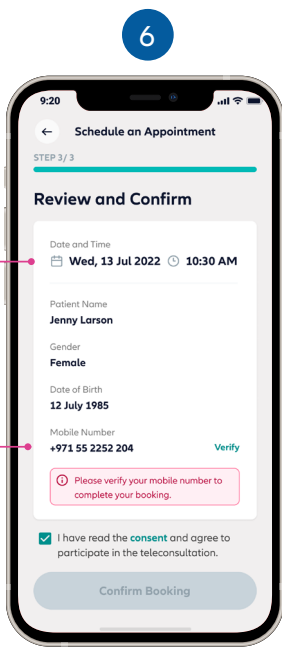
Note: Dependents over 18 years will have to create their own account on the app.



Select your preferred date and time.

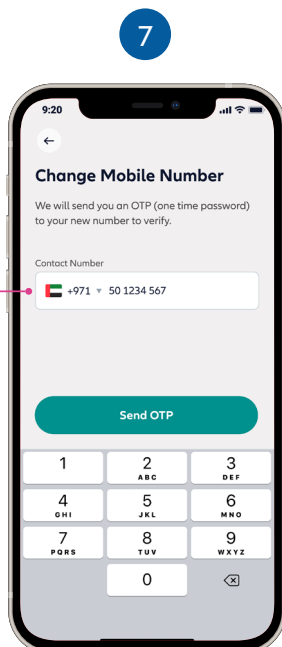


Upload previous reports or test results related to the consultation. (optional).



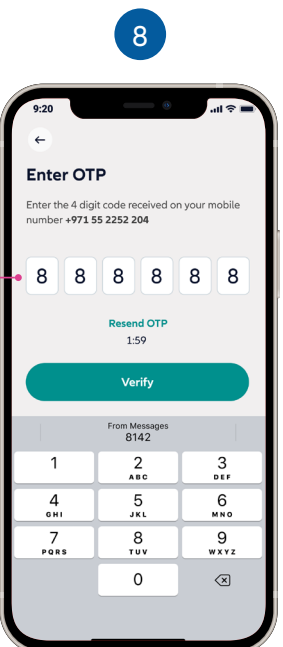
Review and confirm the date and time.

Note: You may be asked to verify your mobile number prior to confirming the appointment.

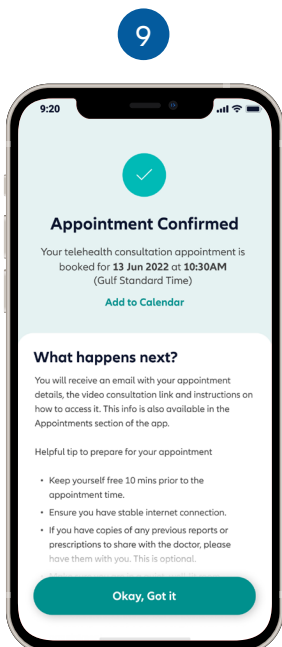


Enter the mobile number to receive an OTP.

Note: You can also change the country and enter the number.



Enter the OTP to verify the mobile number and then click on Confirm Booking.



Your appointment is confirmed. Check email for instructions to join the online consultation.

Learn more about Nextcare.
Visit our website.

www.nextcarehealth.com

For assistance, please contact:

+971 4 270 8800
+971 56 344 8951
membercare@nextcarehealth.com

For Lumi App support contact:

appsupport@nextcarehealth.com

nextcare